



PATROL





**ARE YOU READY TO
CONQUER THE CONTINENT?**

NISSAN PATROL HERITAGE

THE LEGACY CONTINUES

Like Africa, the NISSAN PATROL has a proud heritage; a legacy of power, determination and strength. The PATROL story began more than 60 years ago in 1951 with the 4W60. It had an authentic 4X4 chassis, selectable 4WD and a powerful 6-cylinder engine.

The 4W60 quickly proved to be the most reliable, rugged and versatile 4X4 available and it was not long before it became the preferred mode of off-road transportation in many parts of Asia.

This legacy of reliability and superior 4x4 capability remains true today. With proven durability, refinement and strength, let the PATROL take you where others don't dare to go.

Available as 7 or 10 seater in STD, GL and GRX grades with either a 3.0ℓ common rail turbo diesel engine with intercooler or 4.8ℓ twincam 24-valve gasoline engine. It gives you the confidence to go off the beaten track, do anything. No hesitation.



FIRST GENERATION

4W60



SECOND GENERATION

G60



THIRD GENERATION

160 SERIES



FOURTH GENERATION

Y60



FIFTH GENERATION

Y61





GO THE ROAD LESS TRAVELLED

SUPERIOR CAPABILITY

GO ANYWHERE. DO ANYTHING.

When the going gets tough, get going in a NISSAN PATROL. Climb a 39° gradient. Wade through 700mm of water. The PATROL's all steel body on a strong ladder frame chassis, highly articulated suspension and flexible four-wheel drive system make it relentless. On-road and off.

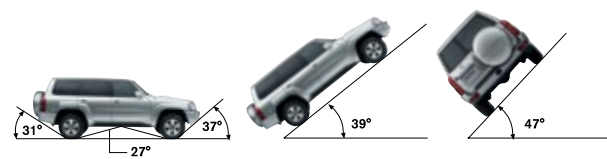
Its superior handling is enhanced with an all-round, multi-link suspension, which provides reassuring high-speed stability with a calm and supple ride on-road. Heavy-duty coil springs smooth out the bumps and boulders for excellent durability and ride comfort. Add telescopic front and rear shock absorbers and stabiliser bars for improved cornering, and you get the confidence that comes with authentic off-road power and performance.

Turn off the beaten track and shift directly from 2WD to 4WD on the move. For extra traction, engage the free running hubs automatically in GL and GRX grades, or manually in STD grade, for total peace of mind. Choose high range for slippery sand or mud, or low range for treacherous terrain and really steep climbs or descents. You can also lock the rear differential to distribute torque evenly between the rear wheels for maximum grip in axle-twisting situations.

The Anti-lock Braking System (ABS) detects what sort of surface the PATROL is on, and automatically adjusts itself to best handle the situation should you have to brake suddenly. What's more, the actual construction of the PATROL is geared towards safety and ride comfort. With a low centre of gravity, solid axles, a proven wheelbase, responsive steering and a surprisingly tight turning circle, driving the PATROL is a comfortable experience, whatever the terrain.



DRIVE ANGLES



* TB48DE engine model

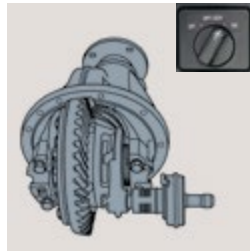
Superior off-road performance is assured by the higher angle of stability, improved gradeability, and larger approach, departure, and ramp clearance angles.

HEAVY DUTY SUSPENSION



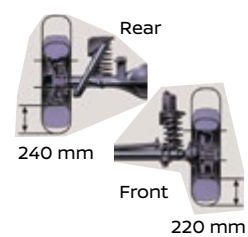
The heavy-duty coil spring suspension, incorporating telescopic shock absorbers and a torsion bar, provides confident handling.

DIFFLOCK



When facing different wheel grip situations, an inside cabin switch allows you to conveniently engage the rear differential lock, maintaining traction by providing torque evenly to both wheels.

LONGER WHEEL STROKE



Top-of-the-class wheel stroke makes light work of rough roads and unexpected obstacles.

DRIVE MODES



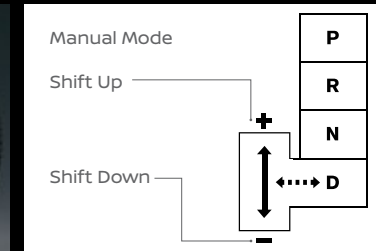
Straight-in-line drive transfer allows shifting from 2WD to 4WD with one touch of the lever on GL and GRX grades; shifting from 2H to 4H is also possible even in motion (up to 40 km/h).

FORMIDABLE TYRES



Wide, 275/65R17 radial tyres and attractive alloy wheels give the NISSAN PATROL a formidable appearance.

TRANSMISSION



The 5-speed automatic transmission on the GRX gasoline model with manual mode provides sporty performance in all driving situations. Available with a 5-speed manual transmission or 4-speed automatic transmission on diesel models.





POWERFUL ENGINES


POWER TO PERFORM

Tough, rugged and powerful with high performance petrol and turbo diesel models.

Matched to a five speed manual transmission or 4-speed automatic transmission, the NISSAN PATROL is available with a modern 3.0ℓ common rail turbocharged diesel engine with intercooler. Designed for the harsh African roads and varying

fuel quality, this engine complements the PATROL'S sturdy and dependable nature with incredible fuel economy and performance, with 110 kW of power and up to 371 Nm of torque available from just 1 800 rpm. The 4.8ℓ gasoline engine has been refined and perfected to take top honours in the most grueling international off-road motorsport events. For those requiring even more power and torque, this 4.8 Litre 24-valve gasoline engine delivers it.

3.0ℓ COMMON RAIL TURBO DIESEL ENGINE



POWER

110kW
3600rpm

TORQUE


371Nm
1800-2400rpm

ZD30 common rail diesel engine

A 3.0ℓ turbo diesel with intercooler delivers all the best of Nissan's reliable engine technology, including power and torque to help you handle any challenge, superior acceleration, and top-grade fuel efficiency.

Max. power: 110kW (150HP)/3600rpm
Max. torque: MT 371Nm (37.9kg-m)/1800-2400rpm, AT 343Nm (35.0kg-m)/1800-2400rpm

4.8ℓ GASOLINE ENGINE



POWER

185kW
4800rpm

TORQUE

420Nm
3600rpm

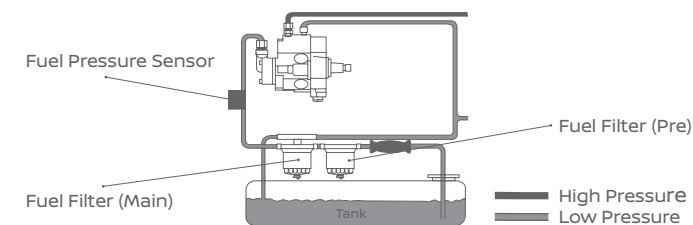
TB48DE DOHC gasoline engine

For those requiring more power and torque, a 4.8ℓ 24-valve gasoline engine delivers it, while also boasting good fuel consumption and excellent overall performance.


Max. power: 185kW (251.5HP)/4800rpm
Max. torque: 420Nm (42.8kg-m)/3600rpm

BUILT FOR AFRICA

The 3.0ℓ common rail turbo diesel engine is built for harsh conditions with a technologically advanced dual filtration system to filter impurities in the fuel.



The Nissan Induction Control System (NICS) enhances intake efficiency at all engine speeds to improve torque levels.



Valve Timing Control (VTC) increases engine power and torque.

Features and specifications are subject to change depending on market requirements. Please consult your local dealer.

GO WHERE YOU NEED TO BE



SPACE AND COMFORT


TOUGHING IT SHOULDN'T MEAN ROUGHING IT



Climb inside the NISSAN PATROL to experience meticulous quality. A two-tone finish complements the curvy dashboard, with a 4 dial instrument panel that's easy to read. Revel in the indulgence of leather trim, brushed aluminium dial surrounds and a classic woodgrain effect. All passenger-facing surfaces incorporate soft-feel material, which enhances the luxury of the cabin. Add electrically powered front seats, automatic front and rear climate control, 6 CD in-dash audio, auto speed control as well as cruise control, and you get an interior that'll take you through the harshest terrain in style.

Space and seating were designed with comfort and adaptability firmly in mind. With up to 2 226 litres, load space is something you'll never have to worry about again. Then there's the highly adjustable rear seat configuration – seven seats, three rows, split, reclining, folding armrests, cupholders, and deep door pockets that cater for every need and comfort.

INNOVATIVE TECHNOLOGY
FEATURES



ASCD (Auto Speed Control Device)
 Auto Speed Control Device helps make driving less tiring on long trips.



Cup holders
 Handy cup holders, thoughtfully positioned throughout the interior, increase utility.



Seatback tray
 The seatback tray, which can be folded away neatly when not in use, is especially handy.



Double visors
 Double visors for both the driver and front passenger (with vanity mirror and light) provide shade from the front and side at the same time.



Pintle hook
 The newly designed pintle hook is useful for towing disabled vehicles.



Winch
 An electric-powered winch, integrated with the front bumper, is very useful in emergencies.



Luggage net
 A welcome feature that helps to prevent luggage from shifting around in the rear cargo area.



Spare tyre cover
 The boldly designed spare tyre cover heightens the NISSAN PATROL'S distinctive appearance.

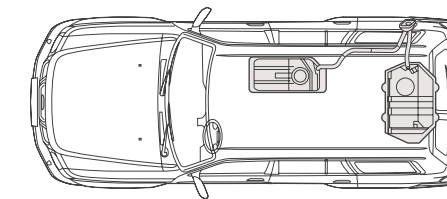


Multi-meter
 A digital multi-meter, positioned between the sun visors, displays the outside temperature and compass direction.

Audio system
 A 2-DIN audio system with AM/FM radio, CD player, MP3 player with AUX input and 40W speakers makes any drive more pleasant.

Keyless entry system
 This remote-controlled system improves access. The hazard lights flash once when "Lock" is pressed; when "Unlock" is pressed, the hazard lights flash twice and the cabin light turns on.

Sub-fuel tank
 Additional to the 95 Litre fuel tank, the 40 Litre sub-fuel tank increases driving range. It is easily activated by a switch located on the instrument panel. The meter displays fuel levels and a self-diagnostic system assures the safe transfer of fuel.



Sub-fuel tank location

SAFETY TECHNOLOGY

BUILT FOR SAFETY

 INFORMATION SAFETY  CONTROL SAFETY  IMPACT SAFETY



Side airbag SRS**

The side airbag SRS provides additional protection against lateral impacts. Used in conjunction with the 3-point seatbelts, it helps reduce the risk of injury in certain types of lateral impact.

**Side airbag SRS for the driver and front passenger deploys in situations such as when struck sideways near a front seat at an impact speed of more than 25 km/h. These devices do not deploy in an impact after the side airbag SRS has deployed once.



Dual front airbag SRS*

The dual front airbag SRS inflate instantaneously to cushion both driver and front passenger in the event of a collision. Used in conjunction with the 3-point seatbelts, they help reduce the risk of injury in certain types of frontal impact.

*Driver and passenger front airbag Supplemental Restraint Systems (SRS) deploy in situations such as a head-on impact with a thick concrete wall at a speed of more than 25 km/h. These devices do not deploy in side impacts, when the vehicle is struck from the rear, rolls over or overturns, or in an impact after the airbag SRS has deployed once.



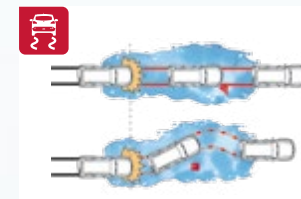
Four ventilated Front Disks

Apart from the framework of your vehicle, each NISSAN PATROL is fitted with large diameter ventilated brake discs. This allows heat to be dissipated rapidly to improve braking action, diminish brake fade and enhance the life of your brakes.



Halogen Headlights

Highly effective halogen headlights provide ample illumination in all low-light situations.



Anti-lock Braking System (ABS)

By electronically regulating brake fluid pressure on each wheel, ABS prevents wheel lockup during sudden braking to enhance vehicle control in potentially hazardous situations.



Zone Body

Nissan's exclusive Zone Body design significantly increases safety by incorporating crushable zones that reduce shock by absorbing impact energy and a reinforced cabin structure that safeguards vehicle passengers. Door beams provide further protection by reducing the force of side impacts.

BODY COLOURS



Light Gold [RPM]/EYO



Black/KH3



Silver [M]/KY0



White/QM1



White Pearl [3P]/QX1

[M] Metallic, [3P] 3-coat Pearl, [RPM] Reflection Pearl Metallic

MODEL VARIATION

STATION WAGON

GRX



GL



STD



HARDTOP

GRX



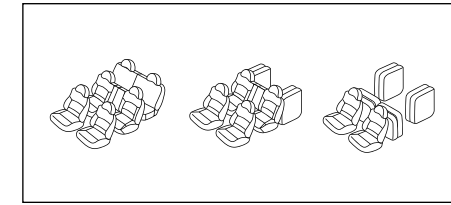
GL



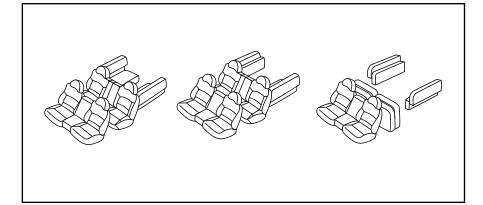
UPHOLSTERY AND SEATING CONFIGURATIONS



Leather (Black)



Forward type 3rd seats (7 persons)

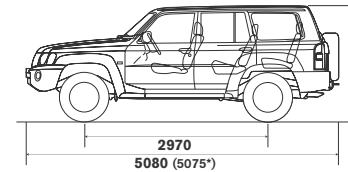


Facing type 3rd seats (10 persons)

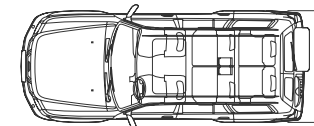
DIMENSIONS

STATION WAGON

GRX



2970
5080 (5075*)

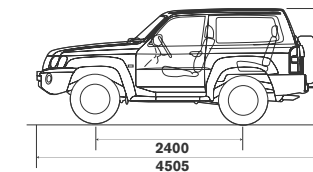


1855

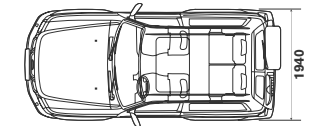
* ZD30 common rail model

HARDTOP

GRX



2400
4505



1840

unit: mm

PEACE OF MIND

OUR PROMISE TO YOU

At Nissan we keep our promises and take care of our family. Servicing and repairing your Nissan at an authorised Nissan dealership is the way to go. Our Nissan technicians are highly trained specialists that know your Nissan better than anyone. They will use Genuine Nissan Parts, Genuine Nissan Accessories to ensure quality, reliability and to keep your vehicle performing to optimum standards. Nissan aims to keep you and your vehicle on the road with total peace of mind – for as long as possible.

THIS IS A NISSAN AFTERSALES PROMISE.

NISSAN
AFTERSALES

OUR PROMISE. YOUR EXPERIENCE

DIMENSIONS, WEIGHT, CAPACITY AND PERFORMANCE

Model				Station Wagon			Hardtop		
Grade				GRX	GL	STD	GRX	GL	
Engine/Transmission		TB48DE		5AT		---		---	
		ZD30 common rail		5MT, 4AT		5MT		5MT	
Overall length *1	TB48DE	mm	5080	---			---		
	ZD30 common rail	mm	5075	5030			4505		
Overall width		mm	1940	1840 (1940 *2)	1840 (1940 *2)		1940	1840 (1940 *2)	
Overall height		mm	1855			1855 (1875 *3)		1840	
Wheelbase		mm	2970			2400		---	
Track front / rear	TB48DE		1605 / 1625		---		---		
	ZD30 common rail	mm	1605 / 1625		1555 / 1575 (1605 / 1625 *4)	1555 / 1575 (1595 / 1615 *3)	1605 / 1625		
Min. ground clearance		mm	215			215 (235 *3)		215	
Gross vehicle weight		kg	3080			2700		---	
Curb weight	TB48DE	kg	2358		---		---		
	ZD30 common rail	kg	2423		2372		2250		
		kg	2392		---		---		
Seating capacity		persons	7		10		5		
Min. turning radius (curb to curb)		m	61			51		---	
Fuel tank capacity (+ sub-fuel tank: Opt.) (VDA)			95 (+40)			95		---	
Tyres & wheels	Std.	TB48DE	tyres	275/70R16		---		---	
			wheels	16 x 8JJ steel		---		---	
		ZD30 common rail	tyres	265/70R16		235/80R16	235/80R16	265/70R16	235/80R16
			wheels	16 x 8JJ steel		16 x 6JJ steel	16 x 6JJ steel	16 x 8JJ steel	16 x 6JJ steel
	Opt.	TB48DE	tyres	275/65R17		---		---	
			wheels	16 x 8JJ alloy 17 x 8JJ alloy		---		---	
		ZD30 common rail	tyres	275/65R17		265/70R16	750R16-8PR	275/65R17	265/70R16
			wheels	16 x 8JJ alloy 17 x 8JJ alloy		16 x 8JJ steel	16 x 5.50F steel	16 x 8JJ alloy 17 x 8JJ alloy	16 x 8JJ steel
Approach angle *1				37°					
Departure angle *1				TB48DE: 31°, ZD30 common rail: 30°					

*1) with standard tyres: figures vary depending on tyre type. *2) with overfender. *3) 750R16-8PR tyre models. *4) 265/70R16 tyre models.

MECHANICAL FEATURES

Code		TB48DE		ZD30 common rail		
Engine	Type	Gasoline 6-cyl. in-line, DOHC		Diesel 4-cyl. in-line		
	Displacement cc	4759		2953		
	Bore x stroke mm	99.5 x 102		96 x 102		
	Max. power kW (HP)/ rpm	185 (251.5)/4800		110 (150)/3600		
	Max. torque Nm (kg-m)/rpm	420 (42.8)/3600		MT: 371 (379)/1800-2400, AT: 343 (35.0)/1800-2400		
	Compression ratio	9.0 to 1		16.9 to 1		
Fuel system		ECCS, electronic fuel injection control		Direct injection + common rail		
Transmission	Type	5-speed automatic		5-speed manual	4-speed automatic	
	Gear ratios	1st	3.540		4.556	2.784
		2nd	2.264		2.625	1.544
		3rd	1.471		1.591	1.000
		4th	1.000		1.000	0.694
		5th	0.834		0.837	---
		reverse	2.370		4.246	2.275
Transfer gear ratio				2.020		
Final gear ratio (hypoid final gear)	3.545			4.111	4.375	
Steering	Power steering					
Suspension	front	3-link coil spring				
	rear	5-link coil spring				
Brakes	system	Hydraulic circuit with tandem master cylinder, power-assisted				
	front	Ventilated discs				
	rear	Ventilated discs		Drums (ventilated discs: opt)		
	parking	Centre-lever type				

Legal Notice

Every effort has been made to ensure that the content of this brochure is correct at the time of going to print (May 2018). This brochure has been produced featuring prototype or accessorised vehicles exhibited at motor shows and, in accordance with the company's policy of continuously improving its products, Nissan South Africa reserves the right to change the specification and the vehicles described and shown in this brochure at any time. Nissan dealers will be informed of any such modifications as quickly as possible. Please check with your local Nissan dealer to receive the most up-to-date information. Due to the limitations of the printing processes used, the colours shown in this brochure may differ slightly from the actual colours of the paint and interior trim materials used. All rights reserved. Reproduction in whole or part of this brochure without the written permission from Nissan is forbidden.



NISSAN'S COMMITMENT TO QUALITY

To provide all customers with a consistently high level of quality, Nissan applies the same standards worldwide, to ensure that all Nissan owners enjoy peace of mind for the lives of their vehicles. The approach is based on quality from the customer's perspective on three key elements: First, the expectation of a smooth driving experience with complete peace of mind. Second, the intangible appeal of a vehicle, its power to captivate and excite, with features that capture attention and imagination. Third, the level of attentiveness and service during the sales process, and long after the sale is concluded.



Nissan Intelligent Mobility moves you one step ahead. In cars that feel like an extension of you, helping you see more and sense more, reacting with you, and sometimes even for you. Nissan Intelligent Mobility is about a better future – moving us to a world that’s safer, more sustainable, and exciting.

NISSAN
PATROL

NSC STAMP

WWW.NISSANAFRICA.COM | Y61/2023/01RHDE